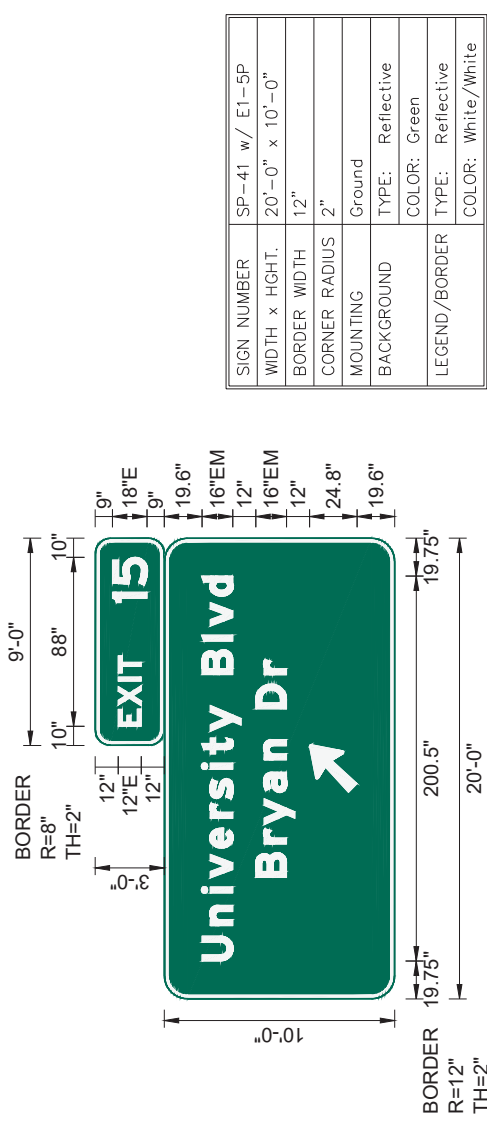


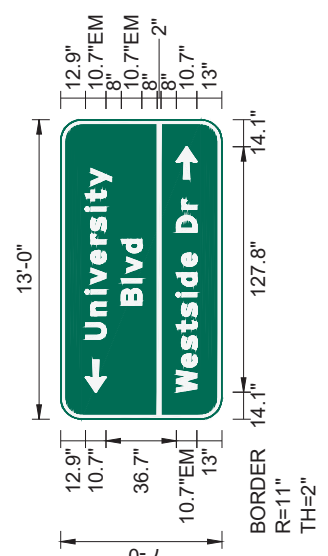
REV. NO.	DESCRIPTION	REVISIONS	DATE



SIGN NUMBER	SP-41 w/ E1-5P
WIDTH x HGT.	20'-0" x 10'-0"
BORDER WIDTH	12"
CORNER RADIUS	2"
MOUNTING	Ground
BACKGROUND	TYPE: Reflective COLOR: Green
LEGEND/BORDER	TYPE: Reflective COLOR: White/White

SYMBOL	ROT	X	Y	WID	HT
AR_Type A	315	107.6	19.6	20	31.5

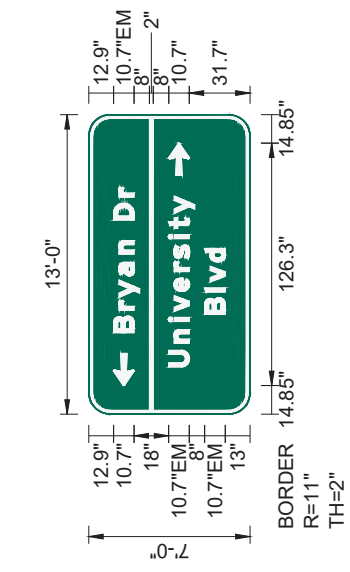
LETTER POSITIONS (X)	LENGTH	SERIES/SIZE													
U	n	i	v	e	r	s	i	t	y	B	l	v	d	EM 2000	
19.8	38.2	55.1	63	78.5	94	104.1	119.6	127.6	139.3	152.9	168.9	186.3	194.2	209.5	16/12
B	r	y	a	n	D	r								EM 2000	
63.2	80.6	90.7	107.5	124.5	135	151	168.8							113.6	16/12



SIGN NUMBER	SP-42
WIDTH x HGT.	13'-0" x 7'-0"
BORDER WIDTH	2"
CORNER RADIUS	11"
MOUNTING	Ground
BACKGROUND	TYPE: Reflective COLOR: Green
LEGEND/BORDER	TYPE: Reflective COLOR: White/White

SYMBOL	ROT	X	Y	WID	HT
AR_Type A	90	14.1	60.4	10.7	16.8
AR_Type A	270	125.1	13.1	10.7	16.8

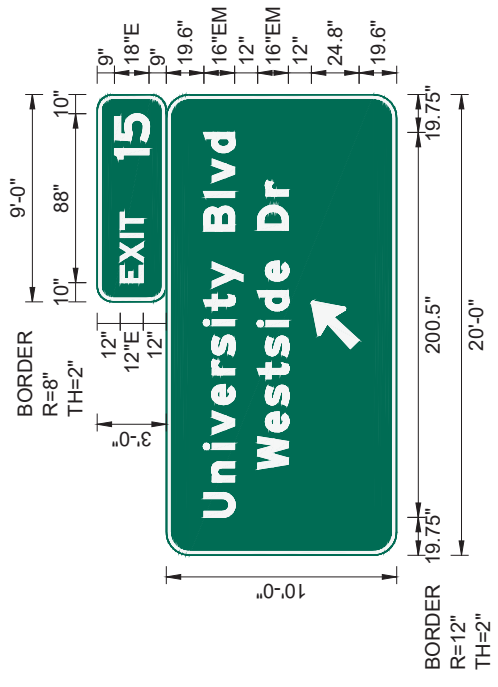
LETTER POSITIONS (X)	LENGTH	SERIES/SIZE													
U	n	i	v	e	r	s	i	t	y	B	l	v	d	EM 2000	
41.6	53.9	65.3	70.5	80.9	91.3	98	108.4	113.7	121.6					89	10.7/8
B	l	v	d											EM 2000	
59.3	71	76.2	86.6											34.3	10.7/8
W	e	s	t	s	i	d	e	D	r					EM 2000	
14.1	27.1	36.3	45.6	53.4	63.8	69.2	79.6	86.7	97.4	109.2				100.5	10.7/8



SIGN NUMBER	SP-43
WIDTH x HGT.	13'-0" x 7'-0"
BORDER WIDTH	2"
CORNER RADIUS	11"
MOUNTING	Ground
BACKGROUND	TYPE: Reflective COLOR: Green
LEGEND/BORDER	TYPE: Reflective COLOR: White/White

SYMBOL	ROT	X	Y	WID	HT
AR_Type A	90	14.9	60.4	10.7	16.8
AR_Type A	270	124.3	31.7	10.7	16.8

LETTER POSITIONS (X)	LENGTH	SERIES/SIZE													
B	r	y	a	n	D	r								EM 2000	
42.4	54	60.8	72	83.4	90.4	101.1	113							76	10.7/8
U	n	i	v	e	r	s	i	t	y					EM 2000	
24.6	36.9	48.3	53.5	63.9	74.3	81	91.4	96.7	104.5					89	10.7/8
B	l	v	d											EM 2000	
51.9	63.6	68.9	79.2											34.3	10.7/8



SIGN NUMBER	SP-44 w/ E1-5P
WIDTH x HGT.	20'-0" x 10'-0"
BORDER WIDTH	2"
CORNER RADIUS	12"
MOUNTING	Ground
BACKGROUND	TYPE: Reflective COLOR: Green
LEGEND/BORDER	TYPE: Reflective COLOR: White/White

SYMBOL	ROT	X	Y	WID	HT
AR_Type A	315	107.6	19.6	20	31.5

LETTER POSITIONS (X)	LENGTH	SERIES/SIZE													
U	n	i	v	e	r	s	i	t	y	B	l	v	d	EM 2000	
19.8	38.2	55.1	63	78.5	94	104.1	119.6	127.6	139.3	152.9	168.9	186.3	194.2	209.5	16/12
W	e	s	t	s	i	d	e	D	r					EM 2000	
44.9	64.2	78	91.9	103.6	119.1	127.3	142.8	153.4	169.4	187.1				150.2	16/12

1000 WEST WILSHIRE BLVD.
 SUITE 403-E
 OKLAHOMA CITY, OK 73116
 PHONE: (405) 384-5127

US - 69
 DIVISION 2
 BRYAN COUNTY